

SPORT ANALYTICS LAB PERFORMANCE 2020

Autumn 2020

Università degli Studi di Torino

Dipartimento di Economia e Statistica «Cognetti de Martiis»
Campus Luigi Einaudi



Six weeks dedicated to the analysis of sports data:
football, tennis, skiing, Formula E, basket



UNIVERSITÀ
DEGLI STUDI
DI TORINO



This course is part of the Degree Course in Statistics of the University of Turin and is reserved to its students, but part of the documentation will be available online. This course will be held in Italian. Due to Covid-19 distance teaching is planned, as well as guest interventions.



GIANLUCA ROSSO

Quant4sport founders and teachers into the class




LUCA MALFATTI

Our guests in this edition



ADRIANO BACCONI
Match Analyst Italy
World Champion 2006



ANDREA LICCIARDI
Fitness Coach
Torino FC



LORENZO FAVARO
Video Match Analyst
LR Vicenza



DIEGO MANDOLFO
Digital Manager
Scuderia AlphaTauri



VALERIO AMADIO
Engineering Manager
Venturi Formula E



ANDREA CANDUSSO
FABRIZIO LUZZO
HyperTennis



DEMIS CAVINA
Head Coach
Basket Torino



PAOLA ZUCCOLOTTO
MARICA MANISERA
Università di Brescia

Thursday 5 November 2020

Introduction to the Lab; mathematics and statistics applied to sport;
Skiing, technology in skiing, competition data analysis, future scenarios.

THE SPORT ANALYTICS LAB PERFORMANCE 2020

THE SPORT ANALYTICS LAB 2020 40 HD

jtsi.org

MARTA BASSINO - AUDI FIS SKI WORLD CUP 2019/2020

GRAFICO 1 - GS (RUN1 + RUN2)

Intermedio	Solden	Killington	Couchevel	Lienz	Sestriere	Kraninska
Int1	13	11	7	4	2	1
Int2	12	6	5	4	2	1
Int3	10	7	6	2	2	1
Final	12	10	7	5	2	1

Area di «under performance» per la somma di RUN 1 e RUN 2

- Il grafico 1 mostra la posizione di Marta relativamente a ciascun intermedio in ogni singola gara
- Escludiamo le gare di Killington e Lienz nelle quali Marta ha mantenuto un'estrema regolarità in ciascun intermedio e osserviamo che per le restanti 4 gare:
 - in 3 di queste (75% dei casi = 3 gare su 4, ossia Solden, Couchevel e Kraninska Gora) Marta è meno «performante» nel tratto compreso tra il 2° ed il 3° intermedio mentre la sua migliore performance è nel tratto tra il 1° ed il 2° intermedio
 - il tratto compreso tra il 3° intermedio ed il «Final» presenta variabilità (in alcuni casi la performance migliora, in altri peggiora o rimane invariata)
 - In una sola gara (Sestriere) la migliore performance è ottenuta nel tratto tra il 2° ed il 3° intermedio

QUANT4SPORT.COM
SPORT SCIENCE

9/2020

Int3	Final
8	10
1	1
7	7
2	2
10	10
6	5

GS(totale di -run 1- e -run 2-)

ha gareggiato Marta per la somma di -run intermedio (-run 1-/-run 3- e -final-)

mentre nella slide successiva, alla quale

QUANT4SPORT.COM
SPORT SCIENCE

Thursday 12 November 2020

Tennis: wearable sensors, smart rackets, optical tracking, analysis and reporting.

Guests:

Andrea Candusso and Fabrizio Luzzo (HyperTennis).



A screenshot of a Zoom meeting. The top bar shows the meeting title 'Sport Analytics Lab Performance 2020', the time '1:33:28', and a participant count of '53'. The main content area displays a presentation slide titled 'RACQUET MATCHING' with a background image of tennis rackets. The rackets have labels that read 'SINNER JANNIK # 5', 'SINNER JANNIK # 6', 'SINNER JANNIK # 7', and 'SINNER JANNIK # 8', with '12/2019' and 'customized by Andrea Candusso' also visible. The right sidebar shows four video thumbnails with initials 'A', 'MP', 'A', and 'LP'. The bottom of the screen shows a blurred view of a software interface with various charts and data tables. The 'IL SOFTWARE' logo is visible in the bottom right corner of the software interface.

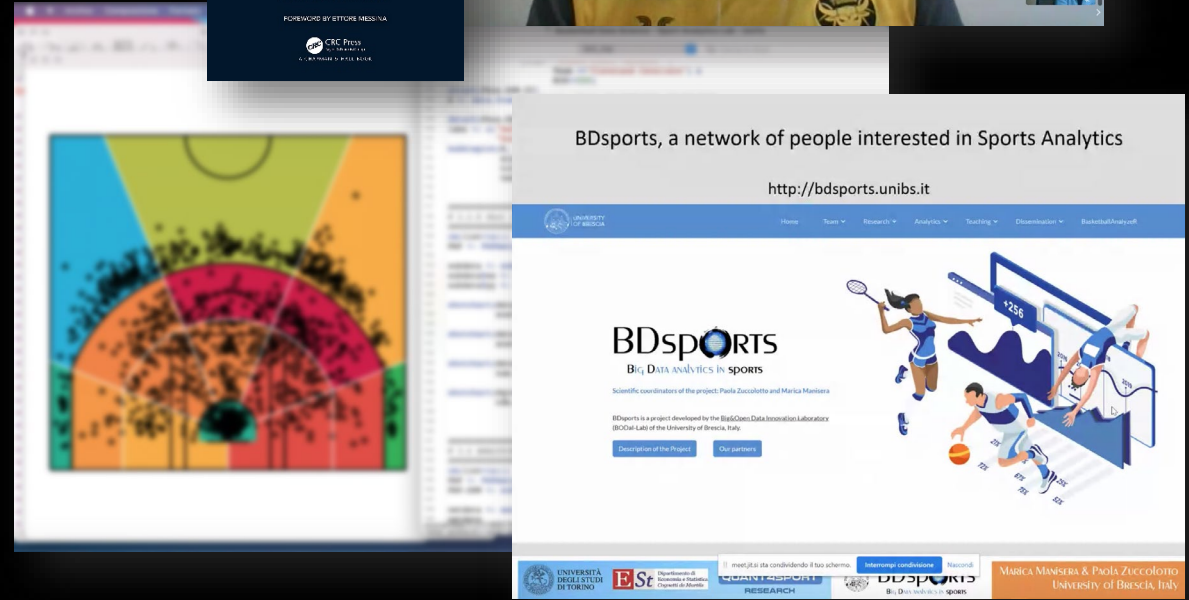

Wednesday 18 November 2020

Basketball: the technology applied to basketball.

Guests:
Demis Cavina (coach Reale Mutua Basket Torino),
Paola Zuccolotto and **Marica Manisera** (University of Brescia, authors of the book "Basketball data science").



UNIVERSITÀ
DEGLI STUDI
DI BRESCIA

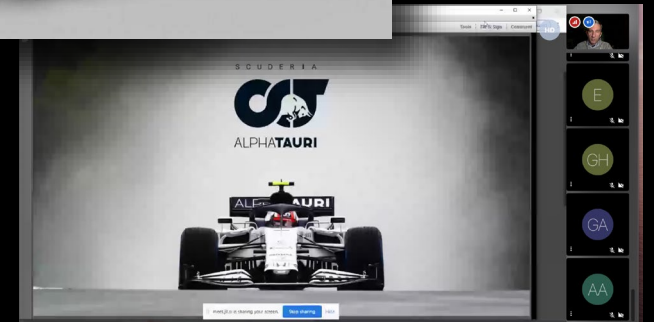


Thursday 26 November 2020

Formula E: sustainable motorsport. Performance on the track in relation to fan-engagement, communication and marketing.

Guests:

Valerio Amadio (Engineering Manager ROKiT Venturi Racing Formula E Team) and **Diego Mandolfo** (Digital Manager Scuderia AlphaTauri).



Thursday 3 December 2020

Football: optical and gps tracking, data structure, analysis and reporting.

Guests:

Adriano Bacconi (Infront Sports, TV commentator, match analyst Italian National Team 2006 World Champion),

Andrea Licciardi (Fitness Coach Torino FC, Co-founder PerformanceLab) and

Lorenzo Favaro (Head Video Analysis Area settore giovanile LR Vicenza, CEO SportAnalisi).



CALCIO 4D



A blue event slide for "SPORT ANALYTICS LAB" dated "3 Dicembre 2020". The main title is "L'innovazione nel calcio". Below it are logos for "QUANT4SPORT RESEARCH" and "PERFORMANCE LAB". At the bottom, there is a small text box that says "meet/jitsi sta condividendo il tuo schermo" with buttons for "Interrompi condivisione" and "Esci dalla riunione".



acknowledgements



UNIVERSITA
DEGLI STUDI
DI TORINO



Dipartimento di
Economia e Statistica
Cognetti de Martiis



UNIVERSITÀ
DEGLI STUDI
DI BRESCIA



QUANT4SPORT

RESEARCH

WWW.QUANT4SPORT.COM

Take a look at the promo video

